

A REPORT ON THE STUDENTS' SATISFACTION SURVEY

For the Session 2021-22



Tezpur College

Tezpur

Sonitpur-784001

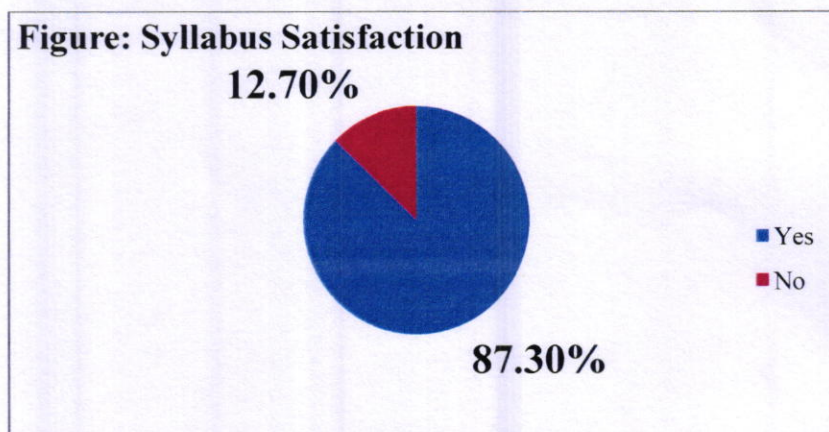
Assam

A student satisfactory survey was conducted among the students of Tezpur College for the session 2021-22. A total of seven questions were asked to the students by using Google form. The questions covered seven different parameters. They are: satisfaction regarding syllabus, coverage of syllabus, quality of teaching, evaluation system, co-curricular/extra-curricular activities, library facilities, grievance redressal system. Most of the students participated in the satisfaction survey. The responses of the questions are analysed through pie charts included in subsequent pages.

Syllabus is the most important component of learning and hence, also of any survey on student's satisfaction. Therefore, the first two questions of the satisfactory survey were regarding the syllabus.

The first question asked to the students was: Are you happy with the syllabus?

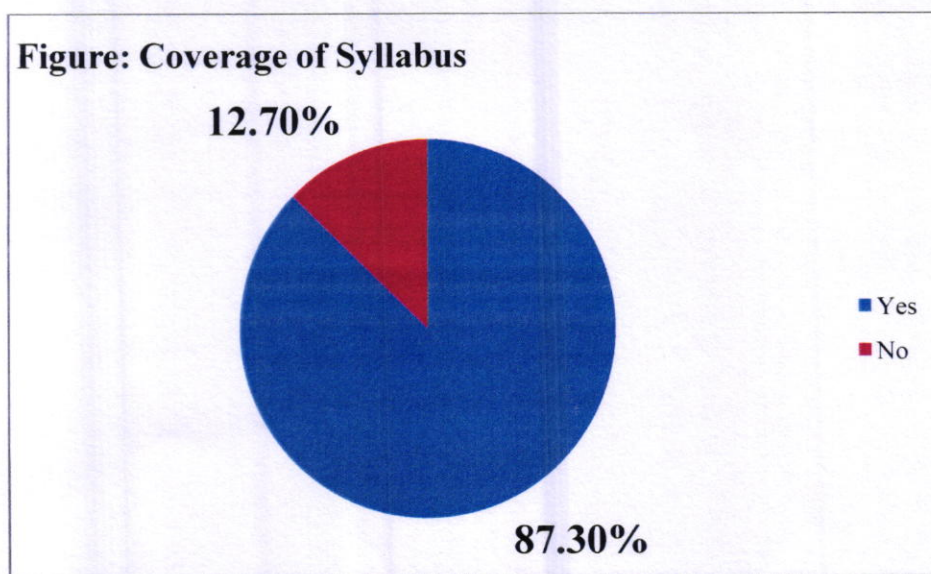
Here most of the students responded positively which suggests that they were happy with the syllabus that was taught to them.



The above figure depicts that out of the total students 94.80% students said "yes" which means that they are happy with the syllabus. Again, 5.20% students replied negatively by meaning that they are not happy with the syllabus.

The second question for the students was: Is the syllabus covered in time?

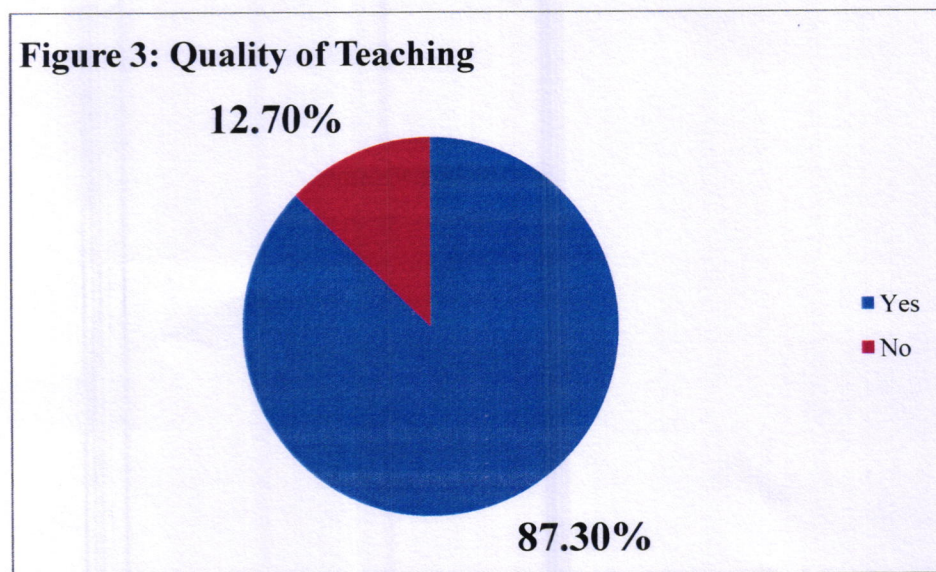
Coverage of syllabus on time is very important for the student fraternity. In reply to this question most of the students said that the syllabus was covered in time. The following pie is the representation of this.



Here 84.50% students replied that the syllabus was covered in time. Hence the rest 15.50% students were dissatisfied with the fact that the syllabus was not covered in time.

The third question to the students was: Are you happy with the quality of teaching?

Most of the students were satisfied with the quality of teaching while a negligible percentage of students are also there who were not happy with the quality of teaching.

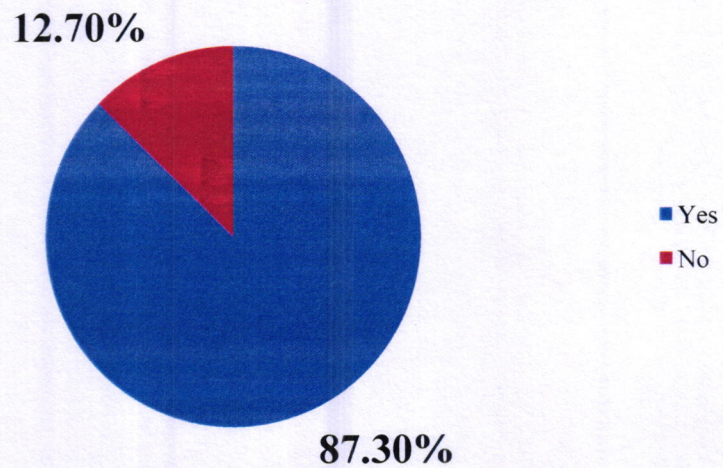


In the figure it is clearly observed that 95.90% of students were happy with the quality of teaching while 4.10% of students were unhappy with the quality of teaching.

The fourth question that asked to the students was regarding the evaluation system. The question was: Are you happy with the evaluation system?

The findings for this question are reflected below.

Figure 4: Evaluation System

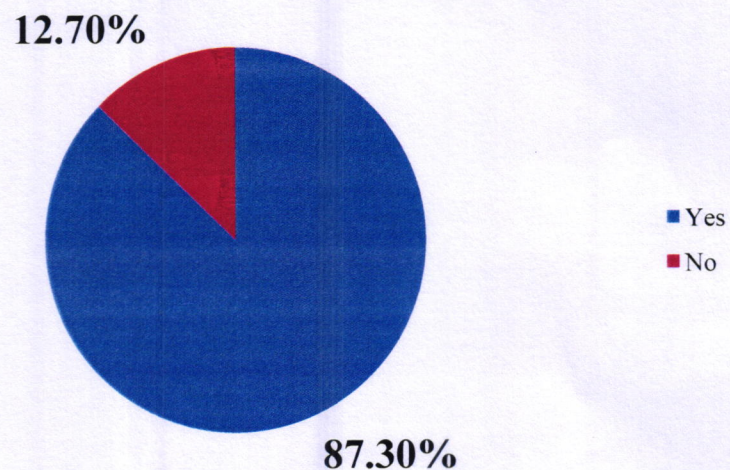


It is observed that out of all the students 92.10% were happy with the evaluation system while the rest i.e. 7.90% students were not happy with the system of evaluation.

The fifth question was: Are you happy with the co-curricular/extra- curricular activities?

The response for the fifth question is discussed below.

Figure 5: Co-curricular/Extra-curricular activities



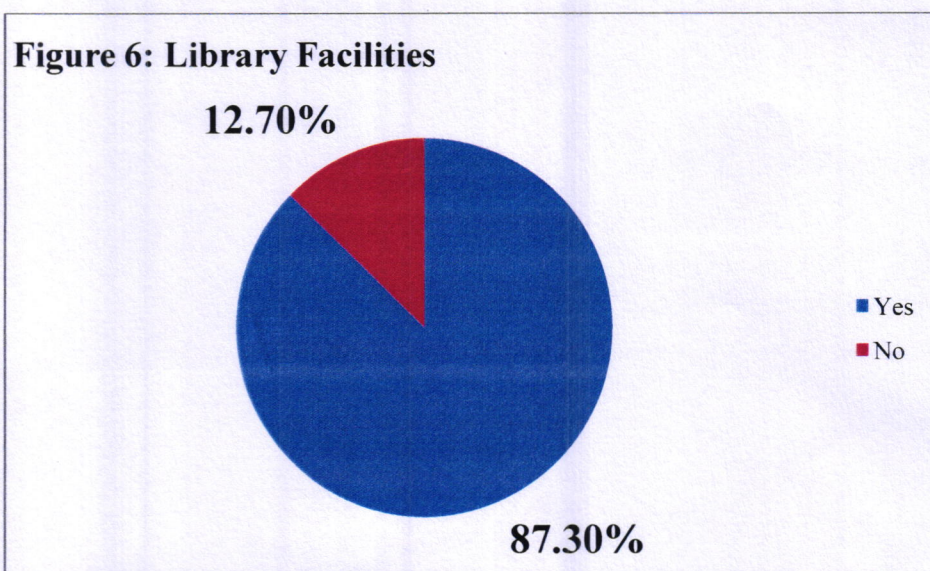
In the co-curricular/extra-curricular activities a satisfactory amount of the students i.e.83.80% replied that they are happy with the activities of the co-

curricular/extra-curricular in the college premise. On the other hand 16.20% of students were unhappy with this non scholastic activity at the college premise.

The sixth question that was asked to the students was: Are you satisfied with the library facilities?

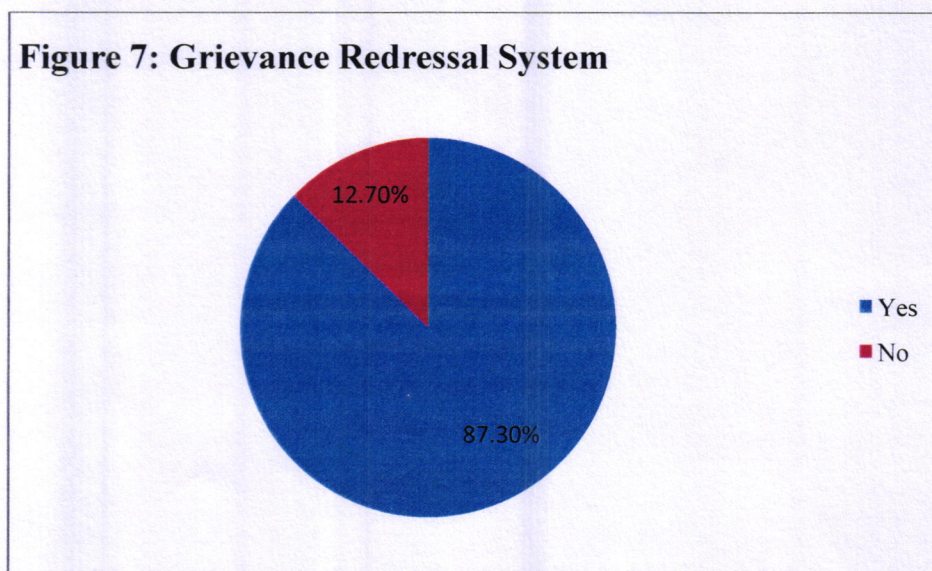
Library is the integral part of any academic institution. Like other academic institutions Tezpur College also has a library with a wide variety of collection of books. The library has a suitable environment for reading with fully air conditioned reading rooms for both students and teachers.

During the survey it was observed that most of the students (93.50%) were satisfied with the library facilities. Yet a handful of students (6.50%) were there with a negative point of view.



The seventh question was: Are you happy with the grievance redressal system?

Figure 7: Grievance Redressal System



In this criterion 87.30% replied that they were happy with the grievance redressal system while the rest 12.70% were unhappy with the system.

(Dr. Jyoti Kamal Hazarika)

Principal

Tezpur College
Principal
TEZPUR COLLEGE, TEZPUR
(ASSAM)